


## STONE SAWS


# Revolving saw ARS

Revolving saw for angle cutting

**Circular cross cut revolving saw for angle cutting**, developed and designed to simplify cuts on small pieces. Ideal for creating **tiles and design pieces**. The machine is equipped with **precision goniometer** and it's available with manual or motorized feed.




## Features



### HEAD MOTION

Manual head motion.



### HEAD SWIVELLING

Head assembly swivelling range +45°, 0°, -45° with precision positioner.



### USEFUL CUT

Max slab width: 400mm at 45° and 600mm at 0°.

## Advantages

Revolving cross-cutting machine ARS for angle cutting:

- Available with **manual or motorized head feed**;
- Maximum cutting precision guaranteed by a **special beam design**;
- **Head assembly swivelling**: +45°, 0°, -45°.

## Technical details


	<b>ARS</b>	<b>ARS HT</b>
<b>Cutting depth with ø350mm blade</b>	600 mm (2')	600 mm (2')
<b>Diamond blade diameter</b>	250-300-350 mm (10"-12"-14")	400-450-500 mm (16"-18"-20")
<b>Blade bore size</b>	25.4 mm (1")	25.4 mm (1")
<b>Motor power</b>	5kW = 7HP (3ph.)	5.5kW = 7.5HP (3ph.)
<b>Motor rotation speed</b>	2800 rpm a 50Hz – 3400 rpm a 60Hz	1400 rpm a 50Hz – 1700 rpm a 60Hz
<b>Standard voltage/frequency</b>	400V-50/60Hz /230V-60Hz 3ph.	400V-50/60Hz /230V-60Hz 3ph.

## Accessories



### LASER

Laser alignment device mounted on the head shows the blade's cutting line, battery feed 1,5V.



#### SIDE TABLE

Side extension table with 6 rollers (dimensions: 1000x550x835 mm). The tables are connectable one after the other, it's possible to use more tables at the same time.



#### MOTORIZED HEAD FEED

Motorized head travel (X and Z axes) with variable speed 0-7 m/min and automatic cross forwarding speed reduction at the end of the cut.




#### PNEUMATIC BRAKE

Pneumatic brake with control lever, for locking the head in the desired position.




#### HT VERSION

Increased version with blade guard for disc  $\varnothing$  400-450mm and 3phase motor 400V 50Hz - 1400rpm, 5,5 kW (7,5HP). Maximum cutting depth with 450mm blade: 140mm.



#### MANUAL PROTRACTOR

Manual protractor with positive locks at  $+45^\circ$ ,  $+22.5^\circ$ ,  $-22.5^\circ$ ,  $-45^\circ$  degrees.



#### WATER TANK

Water tank with built in recycling pump for disc cooling during processing.


## Related products



ADR XL saw for blocks



Automatic bench saw TFR A



SMART multipurpose machine



SINK machine for sink cut-outs



Motorized bench saw AFR-A



Miter saw for 45 degree cutting  
MSA

## Achilli tailor made

**TAILORED ACHILLI MACHINES  
CONTACT US FOR DETAILS**

**REQUEST CUSTOMIZATION**

## Always at your disposal. Contact us.

Do you need information about Achilli products? Contact us for technical or commercial information on floor grinders, bench saws and bridge saws.



+39 0541 387066



+39 0541 389058



info@achilli.com

**REQUEST INFORMATION**

## I nostri canali social

Elit ea duis sunt do esse cillum dolore ipsum ut est eu quis ipsum. Consectetur enim deserunt elit in exercitation ipsum sunt veniam eu commodo cupidatat. Id nostrud esse eu eiusmod sunt ipsum ipsum in adipiscing adipiscing deserunt



Facebook



LinkedIn



Youtube